

RCI-30-23-001-1: High Voltage (HV) Battery Storage and Handling Guidelines

Rivian Automotive, LLC - Service Guideline

Document Type	Collision Repair Information Document
Date	February 6, 2023
Affected Region(s)	USA
Affected Model(s)	All Models
Model Year(s)	2022+
Vehicle System	30 - High Voltage Battery

Important:


- This procedure requires RiDE. Review the RiDE instructions specific to this procedure before starting work.
- Some RiDE routines are restricted and will need to be performed by a Rivian service center.


Attention:


- Always refer to the Rivian service manual for up-to-date information regarding the disablement of the High Voltage (HV) system and safety precautions/steps to follow prior to performing any work on the HV system.
- Rivian recommends that only Factory Certified Service Technicians inspect and repair the HV System in Rivian vehicles. Please contact your regional Rivian Collision/Service Team to request more information or for assistance with repairs


General Information

To promote and maintain its rigorous standards of quality and safety, Rivian Automotive provides the collision industry with important information, and safety precautions, to use when storing and handling HV battery packs.

 **Warning:** To lower the risk of possible electrocution, always assume the HV battery pack, and associated components, are energized and fully charged until their status can be verified by following the HV disabling guidelines in the service manual.

 **Warning:** Exposed HV electrical components, cables, and batteries present potential HV shock hazards that could result in bodily injury or death.


 **Warning:** Any venting/off-gassing HV battery vapors may be toxic and/or flammable and could result in bodily injury or death.

 **Warning:** Physical damage to the HV battery may result in a fire or in immediate, or delayed, release of toxic and/or flammable gases which could result in bodily injury or death.

Things to keep in mind,

- The HV system may vary by vehicle model and configuration.
- Locations to inspect for the presence of HV, after the HV system has been disabled, may vary between vehicle model and battery/drive unit configurations.
- Review all necessary service procedures and safety documents prior to performing repairs or storage of the HV battery pack.
- A Pre and Post system scan is required when performing any HV repairs on Rivian vehicles.
- Follow all applicable laws or safety guidelines for storage and handling of HV battery packs.
- Make sure the appropriate PPE is worn as per NFPA 70E, OSHA guidelines, or the local equivalent.

Handling and Storage Guidelines

 **Warning:** A HV battery pack, as well as all related HV components, pose a significant electrocution risk if the enclosure or the built-in safety components have experienced significant damage during a collision event. Rivian strongly recommends that you contact your regional Rivian Collision/Service team for assistance prior to servicing or storing a damaged HV battery pack.

- Never store a vehicle with a damaged HV battery indoors.
- Never attempt to charge a damaged HV battery.
- Never store a standalone HV battery at temperatures below -40°C (-40°F)
- Never store a standalone HV battery at temperatures over 60°C (140°F)
- Never charge or discharge a standalone HV battery at temperatures below -20°C (-4°F) or above 45°C (113°F).
- Never store a HV battery at either a high State of Charge (SOC), or in a completely discharged state. The ideal SOC for a HV battery pack in storage is between 30% -50%.




Note: For shipping purposes, the recommended SOC is 30%

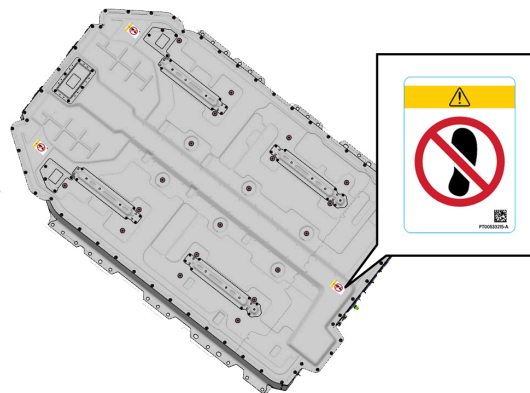
- Never perform any welding operations near a stored HV battery.
- Never stack HV battery packs on top of each other without proper crating.



Note: A maximum of two HV battery packs can be stacked with proper crating.

- Never store or place heavy objects on top of a HV battery.
- Never use a HV battery as a platform of any kind.

-  **Warning:** Never step on the enclosure lid as this could result in irreversible damage to the HV battery or cause bodily injury.



- Always use the proper lock out/tag out procedures when working on a HV battery.
- Always store damaged HV battery packs at least 15m (50 ft) away from flammable materials, structures, vehicles, or other HV battery packs.

- Always call emergency services if you observe leaking fluids, sparks, smoke, flames, or hear gurgling or bubbling noises coming from the HV battery.
- Always make sure there is adequate ventilation prior to performing an inspection of a HV battery pack.
- Always maintain clear access to stored Rivian vehicles, or HV battery packs, for proper monitoring and emergency response access, if needed.